Low Voltage Wiring, Flexible and Special Cables

SM (CABLES)
LIMITED



SM (CABLES) LIMITED

MISSION STATEMENT

SM CABLES main purpose is total commitment towards customers and this is measured by the satisfaction they derive from our products. Towards this end, SM CABLES ensures responsible and effective managment is provided at all levels of its operations.

Combined with its diversity, quality and commitment, the company assures the best of product to its customers.

Company's Product Range

- Single core cable 300/500 V , solid or stranded
- Single core cable 450/750 V , solid or flexible.
- Single core flexible heat resitant cable, 450/750 V
- Circular twin and 3-core and 4-core, 300/500 V
- Parallel twin, 3-core and 4-core, 300/300V
- PVC/PVC flat twin and 3-core.
- Telephone cable (1 pair - 12pair with polyester)
- Security cable with aluminium foil and earth conductor
- Cable for controlgear and switchgear.
- Special oval cable, 300/500 with 90 C fire retardant characteristics.
- NYY cable limited to particular sizes
- Flat Twin + Earth 6242Y

SM (CABLES)
LIMITED

CERTIFICATE OF REGISTRATION

MOODY INTERNATIONAL CERTIFICATION

This is to certify that the Quality Management Systems of:

S M (Cables) Limited

have been assessed and registered against the following quality assurance standard:

ISO 9001
(2000 Revision)

The scope of the registration is detailed on the certificate schedule bearing this certificate number:

Certificate Number ***37006***

Date ***7th May 2004***

For the Company

For the Governing Board

UKAS QUALITY MANAGEMENT
014

The use of the Accreditation Mark indicates accreditation in respect of those activities covered by the Accreditation Certificate 014. The certificate remains the property of Moody International Certification Limited to whom it must be returned on request.

The complete detail of the tests performed and the results are recorded in BSI Test Report No: 2024/0330 Dated: 10 April 2002

Description of Item tested:

Submitted by:

TÜV International UK
TÜV Rheinland / Berlin-Brandenburg Group Ltd
24 Bernwitz Hill
Birmingham
B3 1QF

Declaration authorised by:

Title: Mr. Mick Gower
Business Sector Manager Testing

Date: 10 April 2003

BSI Product Services, Maylands Avenue, Hemel Hempstead, Hertfordshire HP2 4SQ

This is to certify that the Quality Management Systems of:

S M Cables

have been assessed and registered against the following quality assurance standard/s:

ISO 9002

The scope of the registration is detailed on the certificate schedule bearing this certificate number.

Certificate Number 86

Signed for and on behalf of Moody International Certification Limited

Date 17th December 1999

UKAS QUALITY MANAGEMENT

S M (Cables) Limited

ISO 9001

SCOPE OF REGISTRATION:

THE MANUFACTURE OF CABLES

CERTIFICATE NO: 37006

Certificate

TÜV

Blatt Page 0001

Unser Zeichen Our Reference 0001-- 02294016 002

Ausstellungsdatum 28.04.2003

Date of Issue (day/month/year)

Licence Holder: Industrial Estate

Fertigungsstätte Manufacturing Plant: SM Cables Ltd. RL 21 Ricasoli Industrial Estate Kalkara CSP 11 Malta

Geprüft nach Tested acc. to: BS 6004:2000

Licenzgebühr - Einheit License Fee - Unit

d, for general purpose)

H07V-R
450V/750V
2.5 mm²
1
max. 70°C

5

Zertifizierungsstelle

Gruson Stein, D-51105 Köln

Dipl.-Ing. F. Micking

CERTIFICATE OF REGISTRATION

MOODY INTERNATIONAL CERTIFICATION

This is to certify that the Quality Management Systems of:

S M (Cables) Limited

have been assessed and registered against the following quality assurance standard:

ISO 9001
(2000 Revision)

The scope of the registration is detailed on the certificate schedule bearing this certificate number:

Certificate Number 37006

Date 7th May 2004

For the Company

For the Governing Board

UKAS QUALITY MANAGEMENT

The use of the Accreditation Mark indicates accreditation in respect of those activities covered by the Accreditation Certificate 014. The certificate remains the property of Moody International Certification Limited to whom it must be returned on request.

Zertifikat Certificate

Zertifikat Nr. Certificate No. R 60008942

Blatt Page 0001

Ihr Zeichen Client Reference

Unser Zeichen Our Reference 0001-- 02850202 001

Ausstellungsdatum 21.07.2004

Date of Issue (day/month/year)

Genehmigungsinhaber License Holder: SM Cables Ltd. RL 21 Ricasoli Industrial Estate Kalkara CSP 11 Malta

Fertigungsstätte Manufacturing Plant: SM Cables Ltd. RL 21 Ricasoli Industrial Estate Kalkara CSP 11 Malta

Prüfzeichen Test Mark: BAUART GEPRÜFT TYPE APPROVED

Geprüft nach Tested acc. to: IS 201 Part 4:2001

Zertifiziertes Produkt (Geräteidentifikation) Certified Product (Product Identification)

Cable (Polyvinyl Chloride Insulated Sheated Cables for Fixed Wiring)

Type Designation: Flat twin & protective conductor (6242Y)

Rated Voltage: 450V/750V
Product Description: 2x1.5mm²+1.0mm²; 2x2.5mm²+1.5mm²
Nominal Cross Section: 1.5 mm² 2.5 mm²
Number of Cores: 2
Protective Conductor: Yes
Nominal Cross Section of protective conductor: 1.0 mm²; 1.5 mm²
Conductor Class: 1
Conductor Temperature: max. 70°C

Remark: This certificate replaces certificate R 60008169 0001 dated 7.6.2004

Lizenzgebühr - Einheit License Fee - Unit

5

Dem Zertifikat liegt unsere Prüf- und Zertifizierungsordnung zugrunde. Das Produkt entspricht dem o.g. Aufgabenbogen, die Herstellung wird überwacht. Das Produkt erfüllt obige genannten Anforderungen, die Herstellung ist unterliegt der Überwachung.

TÜV Rheinland Product Safety GmbH, Am Grauen Stein, D-51105 Köln
Tel.: (+49-221)8 06 - 13 71 e-mail: ean-safety@de.tuv.com
Fax: (+49-221)8 06 - 39 35 http://www.tuv.com/safety

Zertifizierungsstelle

Dipl.-Ing. F. Micking

BSI Product Services

n of Test Results

es hereby declares that the below has been tested s with the requirements of e 7.5 Absence of faults in the insulation

l of the tests performed s are recorded in 3/4303449 Dated: 09 April 2002

One sample of Electric Cable 7x2.5mm² Red insulation

UK
lin-Brandenburg Group Ltd

rised by:

Mr. Mick Gower

Laboratory Manager

09 April 2002

Zertifikat Certificate

Zertifikat Nr. Certificate No. R 60008947

Blatt Page 0001

Ihr Zeichen Client Reference

Unser Zeichen Our Reference 0001-- 02850214 001

Ausstellungsdatum 21.07.2004

Date of Issue (day/month/year)

Genehmigungsinhaber License Holder: SM Cables Ltd. RL 21 Ricasoli Industrial Estate Kalkara CSP 11 Malta

Fertigungsstätte Manufacturing Plant: SM Cables Ltd. RL 21 Ricasoli Industrial Estate Kalkara CSP 11 Malta

Prüfzeichen Test Mark: BAUART GEPRÜFT TYPE APPROVED

Geprüft nach Tested acc. to: BS 6004:2000

Zertifiziertes Produkt (Geräteidentifikation) Certified Product (Product Identification)

Cable (PVC Insulated, non-armoured cable for electric power, lighting and int. wiring)

Type Designation: Flat twin & protective conductor (6242Y)

Rated Voltage: 300V/500V
Product description: 2x1.5mm²+1.0mm²; 2x2.5mm²+1.5mm²
Nominal Cross Section: 1.5 mm² 2.5 mm²
Number of Cores: 2
Protective Conductor: Yes
Nominal Cross Section of Protective Conductor: 1.0mm² 1.5mm²
Conductor Class: 1
Conductor Temperature: max. 70°C

Remark: This Certificate replaces certificate R 60008170 0001 dated 7.6.2004

Lizenzgebühr - Einheit License Fee - Unit

5

Zertifikat Certificate

Zertifikat Nr. Certificate No. R 60002557

Blatt Page 0002

Ihr Zeichen Client Reference

Unser Zeichen Our Reference 0001-- 02294016 003

Ausstellungsdatum 28.04.2003

Date of Issue (day/month/year)

Genehmigungsinhaber License Holder: SM Cables Ltd. RL 21 Ricasoli Industrial Estate Kalkara CSP 11 Malta

Fertigungsstätte Manufacturing Plant: SM Cables Ltd. RL 21 Ricasoli Industrial Estate Kalkara CSP 11 Malta

Prüfzeichen Test Mark: BAUART GEPRÜFT TYPE APPROVED

Geprüft nach Tested acc. to: BS 6004:2000

Zertifiziertes Produkt (Geräteidentifikation) Certified Product (Product Identification)

Kabel (pvc-insulated, for general purpose)

Type Designation: H07V-R
Rated Voltage: 450V/750V
Nominal Cross Section: 4 6 10 mm²
Number of Cores: 1
Conductor Temperature: max. 70°C

Lizenzgebühr - Einheit License Fee - Unit

SM (CABLES) LIMITED

SM (CABLES) LIMITED

2 1

H05V-U
H07V-U (6491X)

PVC Insulated cables
with solid conductor
300/500V; 450/750V

Construction

1.Conductor : Flexible copper Class 1

2.Insulation : PVC Type TI 1

Application

In dry rooms, switch and distribution boards, for laying in conduit on and under plaster and on supports

Technical Data

Maximum Operating Temperature: 70°C

Short Circuit Temperature: 160°C

Standards

BS EN 50525-2-31
(Previously BS 6004)
HD21.3 S3
IEC60227-3

Marking

SM CABLES BS EN 50525-2-31 450/750V MADE IN MALTA - EUROPE (EU) 2.5mm²

Nominal Cross Section mm²	Overall Dimensions mm approx.	Net Weight kg/km approx.	Conductor DC Resitance at 20°C max. ohm/km	Current Carrying Capacity In Air (A)
H05V-U 300/500V				
0.5	2.12	9	36	
0.75	2.28	11	24.5	16
1	2.41	14	18.1	19
H07V-U 40/750V				
1.5	2.84	20	12.1	25
2.5	3.44	31	7.41	34
4	3.83	45	4.61	45
6	4.47	66	3.08	57
10	5.53	106	1.83	78

SM (CABLES) LIMITED

2 1

H07V-R (6491X)

PVC Insulated cables

with stranded conductor

450/750V

Construction

1.Conductor : Flexible copper Class 2

2.Insulation : PVC Type TI 1

Application

In dry rooms, switch and distribution boards, for laying in conduit on and under plaster and on supports

Technical Data

Maximum Operating Temperature: 70°C

Short Circuit Temperature: 160°C

Standards

BS EN 50525-2-31

(Previously BS 6004)

HD21.3 S3

IEC60227-3

Marking

SM CABLES BS EN 50525-2-31 450/750V MADE IN MALTA - EUROPE (EU) 2.5mm^2

Nominal Cross Section mm^2	Overall Dimensions mm approx.	Net Weight kg/km approx.	Conductor DC Resitance at 20°C max. ohm/km	Current Carrying Capacity In Air (A)
1.5	2.98	20.6	12.1	25
2.5	3.60	31.5	7.41	34
4	4.12	46.6	4.61	45
6	4.75	66.3	3.08	57
10	5.98	109	1.83	78
16	7.14	166	1.15	104
25	8.42	264	0.727	137
35	9.60	354	0.524	168
50	11.20	475	0.387	210
70	12.62	682	0.268	261
95	15.22	933	0.194	311
120	17.24	1177	0.153	365
150	18.28	1418	0.124	415
185	20.38	1797	0.0991	475

SM (CABLES)
LIMITED

SM (CABLES) LIMITED

H05V-K
H07V-K (2491X)

Construction

1.Conductor : Flexible copper Class 5

2.Insulation : PVC Type TI 1

PVC Insulated cables with multi-stranded conductor 300/500V; 450/750V

Application

For installations and equipment that are protected and light fittings. Can also be used for conduit

Technical Data

Maximum Operating Temperature: 70°C

Short Circuit Temperature: 160°C

Standards

BS EN 50525-2-31

(Previously BS 6004)

HD21.3 S3

IEC60227-3

Marking

SM CABLES BS EN 50525-2-31 450/750V MADE IN MALTA - EUROPE (EU) 2.5mm²

Nominal Cross Section mm²	Overall Dimensions mm approx.	Net Weight kg/km approx.	Conductor DC Resitance at 20°C max. ohm/km	Current Carrying Capacity In Air (A)
H05V-K 300/500V				
0.5	2.12	9	39	
0.75	2.41	11	26	16
1	2.52	14	19.5	20
H07V-K 450/750V				
1.5	2.92	20	13.3	24
2.5	3.61	30	7.98	32
4	4.15	45	4.95	42
6	5.09	66	3.33	54
10	5.65	110	1.91	73
16	7.74	170	1.21	98
25	9.55	260	0.78	129
35	10.97	355	0.554	158
50	13.10	500	0.386	198

6181Y

Double Insulated Surface wiring

300/500V PVC Insulated

Construction

1.Conductor : Solid Copper Class 1
Stranded Copper Class 2

2.Insulation : PVC Type TI 2

Description

Plain annealed copper conductors, PVC insulated with a PVC over-covering

Technical Data

Ø up to 10mm: 3 x overall diameter

Ø 10 to 25mm: 4 x overall diameter

Maximum Operating Temperature: 70°C

Standards

BS 6004:2012

Core colours: Bown/Blue

Sheath colour: Grey

IS201

Core colours: Blue/Brown
Sheath colour: Grey

Marking

SM CABLES 6181Y BS6004 MADE IN MALTA - EUROPE (EU) 1.5mm²

Nominal Cross Section mm²	Class of Conductor	Copper Construction strands x mm	Overall Diameter mm	Approximate Weight Kgs/Km
6181 Y				
1.0	1	1 x 1.13	4.1	28
1.5	1	1 x 1.38	4.5	35
2.5	1	1 x 1.78	5.1	49
4.0	2	7 x 0.85	6.1	75
6.0	2	7 x 1.04	6.7	99
10.0	2	7 x 1.35	8.0	155
16.0	2	7 x 1.68	9.1	225
25.0	2	7 x 2.12	11.2	340

SM (CABLES) LIMITED

3 2 1

Flat Twin + Earth 6242Y
Flat 3 Core + Earth 6243Y

300/500V PVC Insulated

Construction

1.Conductor : Solid Copper Class 1
Stranded Copper Class 2

2.Insulation : PVC Type TI 2

3.Outer Sheath : PVC Type TM 1

Description

Plain annealed copper conductors, 2 cores PVC insulated laid parallel deparated by a central bare earth continuity conductor/ PVC sheathed flat

Technical Data

Ø up to 10mm: 3 x overall diameter

Ø 10 to 25mm: 4 x overall diameter

Maximum Operating Temperature: 70°C

Standards

BS 6004:2012 Colours

Core: Brown/Blue

Sheath: Grey

IS201

Colours

Cores: Brown/Blue

Sheath: Grey

Marking

SM CABLES 6242Y BS6004 MADE IN MALTA - EUROPE (EU) 2 x 4+1.5

Nominal Cross Section mm²	Class of Conductor	Copper Construction strands x mm	Bare Earth Conductor mm²	Approximate Weight Kgs/Km
6242Y				
1.0	1	1 x 1.13	1.0	70
1.5	1	1 x 1.38	1.0	85
2.5	1	1 x 1.78	1.5	120
4.0	2	7 x 0.85	1.5	175
6.0	2	7 x 1.04	2.5	240
10.0	2	7 x 1.35	4.0	390
16.0	2	7 x 1.68	6.0	560
6243Y				
1.0	1	1 x 1.13	1.0	92
1.5	1	1 x 1.38	1.0	115
2.5	1	1 x 1.78	1.5	170
4	2	7 x 0.85	1.5	255
6	2	7 x 1.04	2.5	340
10	2	7 x 1.35	4.0	550
16	2	7 x 1.68	6	790

* Single core and earth 6241Y is also available

SM (CABLES)
LIMITED

SM (CABLES) LIMITED

Control Panel Wires
CK 105 ^{0}C

600/1000V PVC Insulated
cables with multi-stranded conductor

Construction

1.Conductor : Flexible copper Class 5

2.Insulation : PVC Type TI 3

Application

Specially designed for use in switchgear control, relay and instrumentation panels for purposes such as internal connectors

Technical Data

Flammability: meets BS EN 50265-2-1

Maximum Operating Temperature: 105°C

Short Circuit Temperature: 160°C

Standards

BS 6231:2006

BS EN 50265-2-1

(Previously BS4066-1)

Flame Retardant Cable

Marking

SM CABLES BS6231:2006 600/1000V Heat Resisting CK 105 DEG C MADE IN MALTA - 2.5mm^2

Nominal Cross Section mm^2	Overall Dimensions mm approx.	Net Weight kg/km approx.	Conductor DC Resitance at 20°C max. ohm/km	Current Carrying Capacity In Air (A)
0.5	2.7	11.6	37.1	11
0.75	2.9	14.7	24.7	14
1	3.1	17.8	18.5	17
1.5	3.4	23.8	12.7	21
2.5	3.8	33.8	7.6	30
4	4.4	50.1	4.71	41
6	5.1	71.2	3.14	53
10	6.8	123.1	1.82	75
16	9.2	209	1.16	100
25	10.6	296	0.743	136
35	12.1	400	0.527	167
50	14.7	582	0.36	204
70	16.8	796	0.259	259
95	18.9	1025	0.196	321
120	20.4	1282	0.153	374

These types of cable wiring are specifically suitable for low-voltage switchgear and controlgears. These apparatus would require special type of cabe whose conductor temperature does not exceed 105 ^{0}C. Adjacent to high temperature areas, these cables would be suitable to 105 deg.C for 15000 hours operation, provided the cable is not subjected to mechanical stresses or flexing.

SM (CABLES) LIMITED

ARCTIC FLEX (318-A)

300/500V PVC Insulated multi-core cables with flexible conductor

Construction

1.Conductor : Flexible copper Class 5

2.Insulation TI 4

3.Outer Sheath : Arctic PVC

Application

In wet locations used in fixed installations

in temperatures -40 deg.C / + 70 deg.C

Technical Data

Minimum Bending Radius: 6 x D

Maximum Operating Temperature: 70°C

Short Circuit Temperature: 160°C

Standards

BS 6004:2012

Marking

SM CABLES BS6500:2000 ARCTIC CABLE 300/500V MADE IN MALTA 3G2.5mm^2

Nominal Cross Section mm^2	Overall Dimensions mm approx.	Net Weight kg/km approx.	Conductor DC Resitance at 20°C max. ohm/km	Current Carrying Capacity In Air (A)
2 x 0.75	6.10	58	26	13
2 x 1.00	6.40	65	19.5	16
2 x 1.50	7.40	84	13.3	20
2 x 2.50	9.00	130	7.98	26
2 x 4.00	10.80	178	4.95	34
3 x 0.75	6.50	68	26	13
3 x 1.00	7.00	79	19.5	16
3 x 1.50	8.15	110	13.3	20
3 x 2.50	9.75	161	7.98	27
3 x 4.00	11.30	228	4.95	34
4 x 0.75	6.90	85	26	13
4 x 1.00	7.60	100	19.5	16
4 x 1.50	9.00	131	13.3	20
4 x 2.50	10.70	200	7.98	27
4 x 4.00	13.30	310	4.95	34
5 x 0.75	8.60	112	26	13
5 x 1.00	9.10	131	19.5	16
5 x 1.50	10.80	188	13.3	20
5 x 2.50	12.70	272	7.98	27
5 x 4.00	14.70	388	4.95	34

SM (CABLES) LIMITED

Loudspeaker Cable

Construction

1.Conductor : Flexible Copper Class 5

: Extra flexibvle copper Class 6

2.Insulation : PVC Type TI 1

Construction:

Plain annealed flexible copper conductor individually coloured and easily identifiable in figure'8' construction

Technical Data

Used for PAL systems but equally for home use at low voltage rating

Operating Tempertaure: Max 70^{0}C

Standards

National

Marking (on one wire only)

SM CABLES MALTA SPEAKER WIRE

No. of Cores x CSA	Overall Dimensions mm approx.	Net Weight kg/km approx.	Construction No. of Wires x mm	Insulation Colour Code
2 x 0.24	0.52	9	30 x 0.10	red/black
2 x 0.5	0.90	15	33 x 0.10	white/white-BLACK
2 x 0.75	1.10	22	63 x 0.10	transparent/transparent
2 x 1.0	1.30	30	50 x 0.16	black/white
2 x 1.5	1.50	42	75 x 0.16	
2 x 2.5	1.90	59	80 x 0.20	

* other sizes are available

SM (CABLES) LIMITED

H05VV-F (318-Y)
H05VVH2-F (3192-Y)

300/500V PVC Insulated multi-core cables with flexible conductor

Construction

1.Conductor : Flexible copper Class 5

2.Insulation : PVC Type TI 2

3.Outer Sheath : PVC Type TM 2

Application

For houshold appliances working under humid and medium mechanical stress.

Technical Data

Minimum Bending Radius: 6 x D

Maximum Operating Temperature: 70°C

Short Circuit Temperature: 160°C

Standards

BS EN 50525-2-11 (Previously BS6500)

HD21.5 S3

IEC60227-5

Marking

SM CABLES BS EN 50525-2-11 300/500V MADE IN MALTA - EUROPE (EU) 3G2.5sqmm

Nominal Cross Section mm²	Overall Dimensions mm approx.	Net Weight kg/km approx.	Conductor DC Resitance at 20°C max. ohm/km	Current Carrying Capacity In Air (A)
2 x 0.75	3.80 x 6.00	47	26	13
2 x 1.00	3.90 x 6.40	55	26	16
2 x 0.75	6.00	57	26	13
2 x 1.00	6.40	65	19.5	16
2 x 1.50	7.40	83	13.3	20
2 x 2.50	9.00	130	7.98	27
2 x 4.00	11.20	170	4.95	34
3 x 0.75	6.40	70	26	13
3 x 1.00	7.00	80	19.5	16
3 x 1.50	8.30	110	13.3	20
3 x 2.50	9.80	160	7.98	27
3 x 4.00	12.10	252	4.95	34
4 x 0.75	6.90	85	26	13
4 x 1.00	7.60	100	19.5	16
4 x 1.50	9.00	131	13.3	20
4 x 2.50	10.70	200	7.98	27
4 x 4.00	13.30	310	4.95	34
5 x 0.75	8.60	112	26	13
5 x 1.00	9.10	131	19.5	16
5 x 1.50	10.80	188	13.3	20
5 x 2.50	12.70	272	7.98	27
5 x 4.00	14.70	388	4.95	34

SM (CABLES) LIMITED

H05V2V2-F
H05V2V2H2-F

300/500V PVC Insulated multi-core cables with flexible conductor

Construction

1.Conductor : Flexible copper Class 5

2.Insulation : PVC Type TI 3

3.Outer Sheath : PVC Type TM 3

Application

For houshold appliances working under humid, medium mechanical stress and at high temperatures.

Technical Data

Minimum Bending Radius: 6 x D

Maximum Operating Temperature: 90°C

Short Circuit Temperature: 160°C

Standards

BS EN 50525-2-11
(Previously BS6500)

Marking

SM CABLES BS EN 50525-2-11 V2V2 300/500V MADE IN MALTA - EUROPE (EU) 3G2.5sqmm

Nominal Cross Section mm²	Overall Dimensions mm approx.	Net Weight kg/km approx.	Conductor DC Resitance at 20°C max. ohm/km	Current Carrying Capacity In Air (A)
2 x 0.75	3.80 x 6.00	47	26	13
2 x 1.00	3.90 x 6.40	55	26	16
2 x 0.75	6.00	57	26	13
2 x 1.00	6.40	65	19.5	16
2 x 1.50	7.40	83	13.3	20
2 x 2.50	9.00	130	7.98	27
2 x 4.00	11.20	170	4.95	34
3 x 0.75	6.40	70	26	13
3 x 1.00	7.00	80	19.5	16
3 x 1.50	8.30	110	13.3	20
3 x 2.50	9.80	160	7.98	27
3 x 4.00	12.10	252	4.95	34
4 x 0.75	6.90	85	26	13
4 x 1.00	7.60	100	19.5	16
4 x 1.50	9.00	131	13.3	20
4 x 2.50	10.70	200	7.98	27
4 x 4.00	13.30	310	4.95	34
5 x 0.75	8.60	112	26	13
5 x 1.00	9.10	131	19.5	16
5 x 1.50	10.80	188	13.3	20
5 x 2.50	12.70	272	7.98	27
5 x 4.00	14.70	388	4.95	34

SM (CABLES) LIMITED

Single core cables for road vehicles

60V dc special PVC Insulated cables with resistant to abrasion and to chemicals

Construction

1.Conductor : Soft annealed copper to ASTM B3

2.Insulation : Special PVC

Application

Specially designed for use in road vehicle applications where the nominal voltage is equal to or less than (60 V d.c. or 25 V a.c.)

Technical Data

Temperature Class: C (- 40°C to 125°C)

Resistant to abrasion, flame propagation resistant & resistant to chemicals

Standards

ISO 6722, DIN72551, ASTM B3

Flame Retardant Cable

Resistant to fuels, engine oils.

Marking

SM CABLES automotive cable to ISO 6722 ### mm²

Characteristics and dimensions											
Conductor			Insulation (Thick wall)			Insulation (Thin wall)			Insulation (Ultra Thin wall)		
Size mm²	Diameter mm	Resistance Ω/Km @ 20 °C	Insulation thickness mm		Diameter mm	Insulation thickness mm		Diameter mm	Insulation thickness mm		Diameter mm
	max.	max.	nominal	min.	max.	nominal	min.	max.	nominal	min.	max.
0.35	0.90	54.4	-	-	-	0.25	0.20	1.40	0.20	0.16	1.20
0.5	1.10	37.1	0.60	0.48	2.30	0.28	0.22	1.60	0.20	0.16	1.40
0.75	1.30	24.7	0.60	0.48	2.50	0.30	0.24	1.90	0.20	0.16	1.60
1	1.50	18.5	0.60	0.48	2.70	0.30	0.24	2.10	0.20	0.16	1.75
1.5	1.80	12.7	0.60	0.48	3.00	0.30	0.24	2.40	0.20	0.16	2.10
2	2.00	9.42	0.60	0.48	3.30	0.35	0.28	2.80	0.25	0.20	2.40
2.5	2.20	7.60	0.70	0.56	3.60	0.35	0.28	3.00	0.25	0.20	2.70
3	2.40	6.15	0.70	0.56	4.10	0.40	0.32	3.40	-	-	-
4	2.80	4.71	0.80	0.64	4.40	0.40	0.32	3.70	-	-	-
5	3.10	3.94	0.80	0.64	4.90	0.40	0.32	4.20	-	-	-
6	3.40	3.14	0.80	0.64	5.00	0.40	0.32	4.30	-	-	-
10	4.50	1.82	1.00	0.80	6.50	0.60	0.48	6.00	-	-	-
16	6.30	1.16	1.00	0.80	8.30	0.65	0.52	7.90	-	-	-
25	7.80	0.743	1.30	1.04	10.40	0.65	0.52	9.40	-	-	-
35	9.00	0.527	1.30	1.04	11.60	-	-	-	-	-	-
50	10.50	0.368	1.50	1.20	13.50	-	-	-	-	-	-
70	12.50	0.259	1.50	1.20	15.50	-	-	-	-	-	-

Product also available in a higher grade insulation material which is resistant to other chemicals indicated in ISO 6722.

SM (CABLES)
LIMITED

SM (CABLES) LIMITED

TELEPHONE WIRES

Construction

1.Conductor : Solid Copper Class 1
Solid Tinned Copper class 1

2.Insulation : PVC Type Tele 83

3. Rip-cord

4.Outer Sheath : PVC Type TM 1

Solid Tinned annealed copper conductor, PVC Insulated, rip-cord, and PVC Sheathed

Construction:

Copper conductor in solid individually coloured identifiable pairs are layed in parallel

Conductor Resistance: max 97.8 ohms/Km at 20 ^{0}C

Technical Data

Conductor Size: 0.5mm or 0.6mm or 0.9mm

Operating Tempertaure: Max 70 ^{0}C

Minimum bending radius: 8 x overall Ø

Standards

CW 1293

Marking

SM CABLES CW 1293 TN 2-pair 0.6mm MADE IN MALTA - EUROPE (EU)

No. of Pairs	Overall Dimensions mm approx.	Net Weight kg/km approx.		Radial Thickness of sheath in mm
1	3.30	13		0.4
2	4.00	21		0.4
3	5.00	33		0.5
4	5.70	40		0.5
5	6.40	52		0.6
6	6.80	60		0.6
8	7.40	82		0.6
10	8.50	96		0.7
15	9.80	135		0.7
20	10.70	177		0.7

* other sizes are available

SM (CABLES) LIMITED



TELEPHONE WIRES

Construction

1.Conductor : Solid Copper Class 1
Solid Tinned Copper class 1
2.Insulation : PVC Type Tele 83
3. rip-cord
4.Outer Sheath : PVC Type TM 1

Solid Tinned annealed copper conductor, PVC Insulated, rip-cord, and PVC Sheathed

Construction:

Copper conductor in solid individually coloured identifiable pairs which can either be layed in parallel or twisted.

Technical Data

Conductor Resistance: max 97.8 ohms/Km at 20 ^{0}C

Conductor Size: 0.5mm or 0.6mm or 0.9mm

Operating Tempertaure: Max 70 ^{0}C

Minimum bending radius: 8 x overall Ø

Standards

CW 1308

Marking

SM CABLES CW 1308 TN 2-pair 0.5mm MADE IN MALTA - EUROPE (EU)

No. of Pairs	Overall Dimensions mm approx.	Net Weight kg/km approx.		Insulation Colour Code
1	3.10	12		BLUE/WHITE-blue
2	3.50	18		ORANGE/WHITE-orange
3	4.80	27		GREEN/WHITE-green
4	5.80	32		BROWN/WHITE-brown
5	6.30	46		GREY/WHITE-grey
6	6.80	46		RED-blue/BLUE-red
8	7.60	58		RED-green/GREEN-red
10	8.30	70		RED-grey/GREY-red
12	9.10	85		BLACK-range/ORANGE-black
15	9.80	102		BLACK-grey/GREY-black
16	10.20	108		YELLOW-blue/BLUE-yellow
20	10.70	135		YELLOW-grey/GREY-yellow

* other sizes are available

SM (CABLES) LIMITED

JUMPER WIRE

Solid Tinned annealed copper conductor, PVC Insulated

Jumper Wire is used telephone distribution frames

Construction

1.Conductor : Solid Tinned Copper Class 1

0.5/1.1

0.6/1.1

2.Insulation : PVC Type Tele 83

Construction:

Tinned copper conductor in solid individually coloured and easily identifiable in 'laid' construction.

Technical Data

Conductor Resistance: max 64.1 ohms/Km at 20 ^{0}C for conductor of 0.6mm

Conductor Size: 0.5mm or 0.6mm

Operating Tempertaure: Max 70 ^{0}C

Standards

National

Marking

No marking is available on the wires

No. of Pairs	Overall Dimensions mm approx.	Net Weight kg/km approx.		Insulation Colour Code
YV 1 x 0.6/1.1	1.10	3.9		blue/yellow
				red/black
				red/w hite
YV 1 x 0.5/1.1	0.99	3.18		blue/yellow
				red/black
				red/w hite

* other sizes are available

SM (CABLES) LIMITED

Heat Resistant Cable

H07V2-U, H07V2-R, H07V2-K

450/750V PVC Insulated single-core

Construction

1.Conductor : Solid copper Class 1,
Rigid copper class 2,
Flexible copper class 5

2.Insulation : TI 3

Application

Is used in public places and in apparatus in enclosed ambients. Resitant to direct contact temperatures of up 85°C

Technical Data

Maximum Operating Temperature: 90°C

Short Circuit Temperature: 160°C

Standards

BS EN 50525-2-31

(Previously BS 6004)

Marking

SM CABLES HEAT RESISTANT 90°C 450/750V MADE IN MALTA 2.5mm²

Nominal Cross Section mm²	Overall Dimensions mm approx.	Net Weight kg/km approx.	Conductor DC Resitance at 20°C max. ohm/km	Current Carrying Capacity In Air (A)
HO7V2-U				
1.5	2.80	21	12.1	24
2.5	3.42	34	7.41	32
4	3.95	49	4.61	43
HO7V2-R				
10	6.18	116	1.83	74
16	7.18	175	1.15	99
25	8.64	266	0.727	134
35	9.70	362	0.524	159
50	11.50	514	0.387	199
HO7V2-K				
1.5	3.10	21	13.3	24
2.5	3.60	32	7.98	31
4	4.20	48	4.95	41
6	4.80	68	3.3	53
10	6.70	116	1.91	73
16	7.90	174	1.21	98
25	9.70	270	0.78	129
35	11.10	368	0.554	158
50	13.30	524	0.386	198
70	15.2	717	0.272	245

SM (CABLES) LIMITED

Overhead Line Cables

PVC-covered conductors

for overhead power lines

Type 8: 250V / 600 V

Type 16: 6.6kV / 11kV

Construction

1.Conductor : Hard drawn Copper

2.Insulation : PVCType 8 (UV Stabilized)

Special Requirements

Insulation Colour : Light Ivory (RAL 1015 or nearest)

Application

For overhead electric traction and power transmission systems.

Technical Data

Maximum Operating Temperature: 70°C

Short Circuit Temperature (5sec): 160°C

Standards

BS 7884:1997

BS 6485:1999

Marking

SM CABLES - [####mts]

Nominal Cross Section mm²	Overall Dimensions mm approx.	Net Cable Weight kg/km approx.	Net Copper Weight kg/km approx.	Conductor DC Resitance at 20°C max. ohm/km	Tensile Strength N/cm²
Hard Drawn PVC Covered Copper Conductors					
35 (7/2.50mm)	9.92	351	311.5	0.5337	14097
70 (19/2.10mm)	13.50	675	623	0.2806	25050
Hard Drawn Bare Copper Conductors					
70 (19/2.10mm)	10.50	623	623	0.2806	24090

Spark Test Voltage : 6kV a.c. (rms) Type 8 - 12kV a.c (rms) Type 16

Standard Length on drum : 500mts

Drum internal dimensions : 400mm internal diameter x 400mm internal w idth

Drum spindle hole diameter : > 80mm

SM (CABLES) LIMITED



PV - DC Cable

Photovoltaic DC Cable
rated at 0.6/1kV AC; 0.9/1.5kV DC

Construction

1.Conductor : Flexible Copper Class 5
Tinned Copper

2.Insulation : LDPE

3.Outer Sheath : PVC

Application

For use at DC-side of Photovoltaic systems with maximum DC voltage of 1.8kV (conductor/conductor, non earthed system)

Technical Data

Minimum Bending Radius: 4 x D

Maximum Ambient Temperature: 90°C

Marking

SM CABLES MADE IN MALTA - EUROPE (EU) - PV - DC Cable - 1 x 4.0mm^2

Nominal Cross Section mm^2	Overall Dimensions mm approx.	Net Weight kg/km approx.	Conductor DC Resitance at 20°C max. ohm/km	Current Carrying Capacity In Air (A)
1 x 1.5	5.40	50	13.7	30
1 x 2.5	5.80	65	8.21	41
1 x 4	6.40	85	5.09	55
1 x 6	7.00	115	3.39	70
1 x 10	8.60	180	1.95	98
1 x 16	9.80	255	1.24	132
1 x 25	11.10	360	0.795	176
1 x 35	12.30	470	0.565	218

SM (CABLES) LIMITED

NYM, 60227 IEC 10

Construction

1.Conductor : Solid Copper Class 1 or Stranded Class 2

2.Insulation : PVC Type TI 2, PVC / C

3. Filler

4.Outer Sheath : PVC Type TM 1, PVC / ST4

300/500V PVC Insulated multi-core building cables

UV stabilized variants also available

Application

Fixing wire in damp places without suffering mechanical stresses. Used also in conduits or in distribution boards

Technical Data

Minimum Bending Radius: 12 x D

Maximum Operating Temperature: 70°C

Short Circuit Temperature: 160°C

Standards

BS 6004

HD21.4 S2

IS 201

IEC60227

Marking

SM CABLES BS6004 300/500V MADE IN MALTA - EUROPE (EU) 4G2.5mm²

Nominal Cross Section mm²	Overall Dimensions mm approx.	Net Weight kg/km approx.	Conductor DC Resitance at 20°C max. ohm/km	Current Carrying Capacity In Air (A)
2 x 1.5	8.50	116	12.1	18
2 x 2.5	10.00	157	7.41	26
2 x 4	11.20	220	4.61	34
2 x 6	12.40	266	3.08	44
2 x 10	16.40	434	1.83	61
2 x 16	18.24	622	1.15	82
2 x 25	22.10	930	0.727	108
2 x 35	25.20	1210	0.524	135
3 x 1.5	9.00	135	12.1	18
3 x 2.5	10.70	192	7.42	26
3 x 4	12.10	252	4.62	34
3 x 6	13.50	350	3.08	44
3 x 10	16.60	530	1.83	61
4 x 1.5	9.50	160	12.1	18
4 x 2.5	11.00	220	7.41	26
4 x 4	13.00	320	4.61	34
4 x 6	15.00	450	3.08	44
4 x 10	17.70	666	1.83	31

* other sizes are available

SM (CABLES) LIMITED

FG7(O)R

HEPR Insulated, PVC Sheathed Power Cable rated at 0.6/1kV

Construction

1.Conductor : Flexible Copper Class 5

2.Insulation : HEPR G7

3. Filler : Non-hygroscopic

4.Outer Sheath : PVC Type RZ

Application

Used underground in cable ducts and in industrial plants as power cables

Technical Data

Minimum Bending Radius: 15 x D

Maximum Operating Temperature: 70°C

Short Circuit Temperature: 160°C

Standards

CEI UNEL 35375, CEI UNEL 35377, CEI 20-22/II, CEI 20-37/2, CEI 20-13, CEI 20-35

Marking

BRAND NAME FG7O-R 0.6/1kV ##G### mm^2 [OPTIONAL ####mts]

Nominal Cross Section mm^2	Overall Dimensions mm approx.	Net Weight kg/km approx.	Conductor DC Resitance at 20°C max. ohm/km	Current Carrying Capacity In Air (A)
3 x 1.5	10.18	175	13.3	18.5
3 x 2.5	11.00	240	7.98	25
3 x 4	12.50	320	4.95	34
3 x 6	13.50	400	3.3	44
3 x 10	16.50	550	1.91	60
4 x 1.5	11.00	205	13.3	18
4 x 2.5	12.00	280	7.98	25
4 x 4	13.90	380	4.95	35
4 x 6	15.00	500	3.3	43

* other sizes are also available

SM (CABLES) LIMITED

NYY

PVC Insulated Power Cable
rated at 0.6/1kV

Construction

1.Conductor : Flexible Copper Class 5

2.Insulation : PVC Type TI 2

3. Filler

4.Outer Sheath : PVC Type TM 1

Application

Used underground in cable ducts and in industrial plants as power cables

Technical Data

Minimum Bending Radius: 15 x D

Maximum Operating Temperature: 70°C

Short Circuit Temperature: 160°C

Standards

IEC60502-1

Marking

SM CABLES IEC60502-1 0.6/1kV MADE IN MALTA - EUROPE (EU) 4G2.5mm^2

Nominal Cross Section mm^2	Overall Dimensions mm approx.	Net Weight kg/km approx.	Conductor DC Resitance at 20°C max. ohm/km	Current Carrying Capacity In Air (A)
3 x 1.5	11.00	175	12.1	18.5
3 x 2.5	12.50	240	7.41	25
3 x 4	14.00	320	4.62	34
3 x 6	15.00	400	3.08	44
3 x 10	17.00	550	1.83	60
3 x 16	20.00	830	1.15	80
3 x 25	23.00	1200	0.727	106
4 x 1.5	12.00	205	12.1	18
4 x 2.5	13.50	280	7.41	25
4 x 4	15.00	380	4.61	35
4 x 6	16.00	500	3.08	43
4 x 10	18.00	680	1.83	60
4 x 16	21.00	1040	1.15	80

* other sizes are available

SM (CABLES) LIMITED

NYY (YVV)

PVC Insulated Power Cable
rated at 0.6/1kV

Construction

1. Conductor : Solid Copper Class 1
   : Stranded Copper Class 2
2. Insulation : PVC/A to IEC 60502-1
3. Bedding : PVC
4. Outer Sheath : ST 1 - Black Colour

Application

Installation in walls, on boards, in channel or embedded in plaster. Used in industrial plants as power cables

Technical Data

Minimum Bending Radius: 6 x D

Maximum Operating Temperature: 70°C

Short Circuit Temperature: 160°C

Standards

IEC 60502-1

Marking

SM CABLES IEC 60502-1 NYY 0.6/1kV MADE IN MALTA - EUROPE (EU) # X ####mm^2

Nominal Cross Section mm^2	Overall Dimensions mm approx.	Net Weight kg/km approx.	Conductor DC Resitance at 20°C max. ohm/km	Current Carrying Capacity In Air (A)	
Single Core					
1 x 10	8.65	158.4	1.83	78	66
1 x 16	9.60	219.2	1.15	103	89
1 x 25	11.00	319.7	0.727	137	118
1 x 35	12.10	417.3	0.524	169	145
1 x 50	13.80	561.1	0.387	206	176
1 x 70	15.30	765.9	0.268	261	224
1 x 95	17.60	1033	0.193	321	271
1 x 120	19.50	1297.2	0.153	374	314
1 x 150	21.00	1583.4	0.124	428	361
1 x 185	23.20	1941.6	0.0991	494	412
1 x 240	26.60	2527.8	0.0754	590	484
Two Core					
2 x 10	16.30	48.9	1.83	78	66
2 x 16	18.80	685.9	1.15	103	89
2 x 25	21.20	944.7	0.727	137	118
2 x 35	23.40	1210.7	0.524	169	145
2 x 50	27.00	1638.1	0.387	206	176
2 x 70	31.00	2257.2	0.268	261	224
2 x 120	39.9	3831.1	0.153	314	

SM (CABLES) LIMITED

Nominal Cross Section mm^2	Overall Dimensions mm approx.	Net Weight kg/km approx.	Conductor DC Resitance at $20^{O}C$ max. ohm/km	Current Carrying Capacity In Air (A)
Three Core				
3 x 10	17.50	602.3	1.83	60
3 x 16	19.50	815.7	1.15	80
3 x 25	22.60	1187.7	0.727	106
3 x 35	24.90	1531.2	0.524	131
3 x 50	28.80	2080.3	0.387	159
3 x 70	32.30	2817.4	0.268	202
3 x 95	37.10	3782.1	0.193	244
3 x 120	41.00	4719	0.153	282
3 x 150	44.50	5750.1	0.124	324
3 x 185	49.20	7047.3	0.0991	371
3 x 240	56.70	9236.3	0.0754	436
Four Core				
4 x 10	19.00	739.7	1.83	60
4 x 16	21.50	1028.6	1.15	80
4 x 25	24.90	1501.4	0.727	106
4 x 35	27.60	1954.3	0.524	131
4 x 50	31.90	2649.4	0.387	159
4 x 70	35.90	3612.8	0.268	202
4 x 95	41.20	4847.9	0.193	244
4 x 120	45.50	6049.3	0.153	282
4 x 150	50.80	7537.6	0.124	324
4 x 185	55.60	9111.8	0.0991	371
4 x 240	64.70	12165.5	0.0754	436
Five Core				
5 x 10	19.00	739.7	1.83	60
5 x 16	21.50	1028.6	1.15	80
5 x 25	24.90	1501.4	0.727	106
5 x 35	27.60	1954.3	0.524	131
5 x 50	31.90	2649.4	0.387	159
5 x 70	35.90	3612.8	0.268	202

* other sizes are also available

SM (CABLES) LIMITED



H07RN-F

Construction

1.Conductor : Flexible Copper Class 5

2.Insulation : EPR (Ethylene Propylene Rubber) Type EI4

3.Outer Sheath : PCP (Polychloroprene) Type EM2

450/750V EPR Insulated, PCP Sheathed single and multi-core cables

Ozone & Oil resistant

Application

Suitable for dry, humid and wet conditions in open air, and in explosive atmospheres where medium mechanical stresses take place such in Industrial and agricaltural workshops, plate boilers, hot plates, portable lamps, power tools, motors and portable generators, etc Can be used as temporary or fixed wiring laid in floors.

Technical Data

Minimum Bending Radius: 4 x D
Maximum Operating Temperature: 60°C
Can be used at up to 85°C in fixed protected environments

Short Circuit Temperature: 200°C

Standards

BS7919
EN60332-1-2
EN50525-2-21

Marking

SM CABLES BS7919 450/750V MADE IN MALTA - EUROPE (EU) ######mm²

Nominal Cross Section mm²	Overall Dimensions mm approx.	Net Weight kg/km approx.	Conductor DC Resitance at 20°C max. ohm/km	Current Carrying Capacity In Air (A)
1 x 150	26.87	1783	0.129	416
1 x 185	28.89	2125	0.106	341
1 x 240	21.40	2733	0.0801	559
1 x 300	23.90	3348	0.0641	637

* other sizes are available

SM (CABLES) LIMITED

Other Products in Our Portfolio

- Single Double Sheathed 6181Y
- NYM
- Low Smoke Fume
- LS0H Wiring
- Automotive Cable
- CU/XLPE/PVC/SWA/PVC Armoured Cables to BS 5467
- CU/XLPE/LSZH/SWA/LSZH Armoured Cables to BS 6724
- Overhead Aerial Bundled Cable with Aluminium Conductor, ABC Cable 0.6/1kV to NF C33-209
- Plain Annealed Stranded Copper, Class 2 to EN 60228
- ACSR Aluminium Conductor Steel Reinforced for HV & MV Transmission to BS3242
- Other Special Cables

KEMA CQ CERTIFIED QUALITY

KEMA KEUR

TÜV Rheinland Product Safety | BAUART GEPRÜFT TYPE APPROVED

MOODY INTERNATIONAL CERTIFICATION | UKAS QUALITY MANAGEMENT 014

SM (CABLES)
LIMITED

BLB 020C, Bulebel Industrial Estate, Zejtun, ZTN 3000, Malta.
Tel: (+356) 21 697 888, (+356) 21 803 545. Fax: (+356) 21 697 889
E-mail: info@smcables.com. Website: www.smcables.com
Copyright © 2018 SM (CABLES) Ltd. All rights reserved.